

# **CHESTER COUNTY ELECTION INTEGRITY REPORT** **2020, 2021, 2022**

## **A COMPILATION OF DATA AND FRAUD INFORMATION**

**By ChescoUnited**  
**September 20, 2022**



**Email:**  
[ChescoUnited@protonmail.com](mailto:ChescoUnited@protonmail.com)  
**Website:** [www.chescounited.org](http://www.chescounited.org)

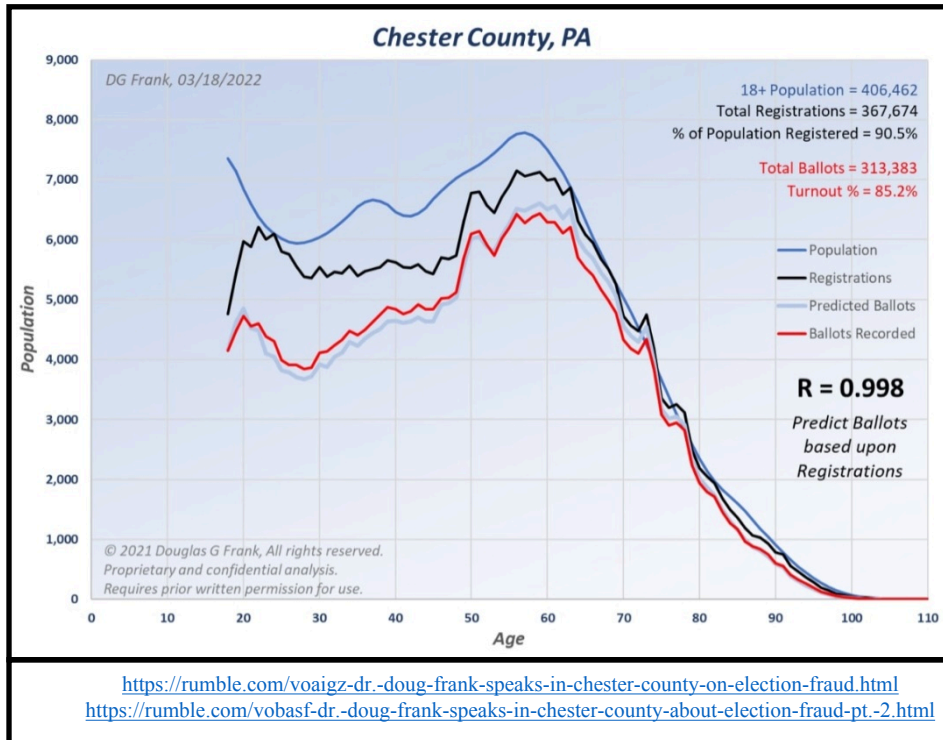
**Rumble:**  
[https://rumble.com/  
user/ChescoUnited](https://rumble.com/user/ChescoUnited)

**Facebook**  
**Group:**  
[ChescoUnited](#)

**Telegram:**  
[t.me/ChescoUnited](https://t.me/ChescoUnited)

# Part 1 - The Data

1.



According to data taken from the 02/01/21 PA Voter Rolls by Dr. Douglas G. Frank, almost 100 % of Chester County residents ages 70-100 are not only registered to vote, but voted in 2020. There is great concern that our elderly community is being taken advantage of. See the links above for more information. Dr. Frank is a renowned scientist and inventor who received his PhD in Electrochemistry. He is a 40-year modeler of elections. He has authored approximately 60 peer-reviewed scientific reports, including feature and cover articles in the leading scientific journals in the world (Science, Nature, Naturwissenschaften). To see what happened in every individual precinct in Chester County, click the telegram link here: <https://t.me/ChescoUnited/841>.

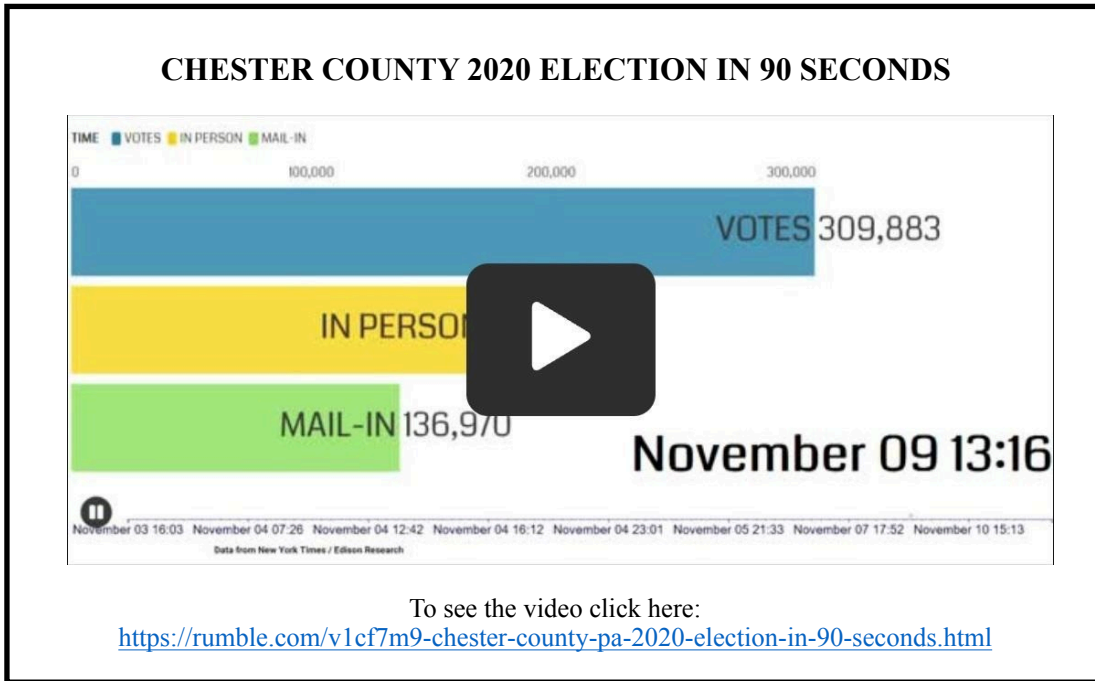
2.

CHESTER COUNTY			
	GOP VOTES	DEM VOTES	
'20	128,565	182,372	-77 R, +20388 D (+25898 RV)
'16	116,114	141,682	+4766 R, + 8639 D (+16637 RV)
'12	124,840	124,311	+574 R, + 3711 D (+12130 RV)
'08	114,421	137,833	
'04	120,036	109,708	

*Above information presented by Capt. Keshel to Chester County on 10/13/21*  
For more information from Seth Keshel click here:  
<https://rumble.com/vy6d03-data-analyst-capt.-seth-keshel-pa-2020-election.html>

Captain Seth Keshel, a retired Army intelligence veteran and election data analyst, reported that Chester County received unusually high numbers of extra registrations and Democrat votes in the 2020 election. These numbers do not line up with historical trends of the county. In 2012 democrats gained 3,711 registrations, but had 13,522 less votes than the previous 2008 election. In 2016 dems gained 8,639 registrations, and had 17,371 more votes than the 2012 election. In 2020, dems had **20,388** added registrations (higher than normal) and had **40,690** more votes than 2016. Keshel suggests this could be due to phantom voters and phantom registrations. He conservatively estimates 19,000 phantom votes in Chester County.

3.



According to Jeff O’Donnell, a software and database expert, Edison data on the night of the 2020 election shows the Chester County in-person and mail-in ballot vote totals appearing to be manipulated, with the incoming vote totals dropping down and then increasing again, over and over. See the short 90-second video above showing this. Vote totals are not supposed to go down. This begs the question, is Edison manipulating the vote totals? If not Edison, then who? O’Donnell also states that there was a point in the middle of the night on November 4, 2020 when one by one, the Edison data shows every state had their vote totals set to ZERO. The Chester County data was taken from the New York Times website, saved shortly after the election.

For more details, go to: <http://magaracoon.com/docs/2020ElectionOscillationAnalysis.pdf>

To see election night totals set to zero go to: <http://magaracoon.com/nationalzero.html>

To view Jeff O’Donnell’s Chester County Presentation, go to: <https://rumble.com/v1li7iv-jeff-odonnell-chester-county-presentation.html>

4.

#### What kind of anomalies are we seeing in Chester County?

ANOMALY	ANOMALY_COUNT	ANOMALY_PCT_OF_2020_VOTE
BACKFILLED	3946	1.26%
DUPLICATE_REGISTRATIONS	2434	0.78%
FIRST_TIME_VOTERS	47345	15.15%
INACTIVE_VOTERS	1499	0.48%
MB_INVALID_VOTERID	1000	0.32%
MB_RECEIVED_AFTER_ELECTION	4469	1.43%
MB_SENT_OUT_OF_STATE	1241	0.4%
REMOVED_REGISTRATIONS	13920	4.45%

- #### Backfilled Registrations
- There are registrations that are missing from the April 2020 voter rolls that have registration dates PRIOR to April 2020, which reappear on the voter rolls prior to the November 2020 election
    - The majority of these cases have registration dates years prior to the April export
    - Some don’t even appear until *after* the election with a 2020 vote on their record!
  - 3332 of the total backfilled registrations go on to vote in the 2020 election
  - There is a nearly equal distribution of backfilling for Republicans and Democrats in Chester County
    - 1478 Republicans, 1450 Democrats, 1018 Third Party
  - These anomalies are not tied to any one precinct/city and are distributed throughout the county
  - Age distribution for Chester County more closely resembles the age distribution of PA’s voter data over Chester County’s

During a presentation on October 13, 2021, Audit The Vote PA’s data analyst, Vico Bertogli, reported the above Chester County 2020 anomalies. All the anomalies are important to consider, especially the one showing 47,345 people or 15% of all voters in Chester County’s 2020 election were first-time voters. Also of note, 4,469 mail-in ballots were received AFTER the election.

Please read the above slide for concerning information regarding backfilled registrations. For more information and to view the entire data presentation by ATVPA’s Vico Bertogli, please visit the telegram link: <https://t.me/ChescoUnited/835>

5.

## WHAT DOES ES&S SAY ABOUT THEIR MACHINES BEING INTERNET CAPABLE?

- ▶ ES&S confirmed they had sold **scanners with wireless modems** to at least 11 states.
- ▶ While the company's website states that "zero" of its voting tabulators are connected to the internet, ES&S told NBC News 14,000 of their DS200 tabulators with online modems are currently in use around the country.
- ▶ "ES&S has repeatedly advertised its DS200 with internal modem — a critical component to ES&S's voting systems — as being EAC certified when, in fact, it is not," the letter said. "We therefore again respectfully request that EAC investigate and take action to correct this serious issue."
- ▶ The three largest voting manufacturing companies — Election Systems & Software, Dominion Voting Systems and Hart InterCivic — have acknowledged they all put modems in some of their tabulators and scanners. The reason? So that unofficial election results can more quickly be relayed to the public. Those modems connect to cell phone networks, which, in turn, are connected to the internet.
- ▶ Source: <https://www.nbcnews.com/politics/elections/online-vulnerable-experts-find-nearly-three-dozen-u-s-voting-n1112436>

## KEY FINDINGS OF ES&S DS 200 SCANNERS

Sourced from the Antrim County, MI lawsuit (exhibit 6), Patrick Colbeck, and James Penrose, IV

- ▶ ES&S DS200 voting machines were found to have a **Telit LE910-SV1 Modem Chip installed on its motherboard**
  - ▶ Chip utilized a commercial Verizon SIM card with an Access Point Name (APN) configuration specific to the ES&S DS200 provisioning
  - ▶ Chip allows for communication between voting system equipment and election servers
  - ▶ Difficult to detect unless you pry open the machine case to investigate the hardware
  - ▶ The printed tapes that summarize the activity during the election show that the 4G modem was used to send the results to a central listener server via secure file transfer (SFTP).

### ESS DS200 Machine

The DS200 machine was found to have a wireless 4G modem installed internally within the enclosure of the machine. The printed tapes that summarize the activity during the election show that the 4G modem was used to send the results to a central listener server via secure file transfer. The Telit LE910-SV1 in Figure 5 was found within the ES&S enclosure.



Figure 5

On July 14, 2022, Vico Bertogli also presented information from the DePerno Law website regarding ES&S DS200 machines and what was found when a DS200 was opened up in Antrim, Michigan. Chester County uses ES&S DS200s. Of importance to note, is the above modems connect to cell phone towers, which in turn, connect to the Internet. Simply looking to see if a voting machine is connected to a Wi-Fi network will not answer if it is connected to the Internet. You have to show it is not connected to a cell tower. To read more about the information from DePerno Law, go to: [www.deper nolaw.com](http://www.deper nolaw.com). Please also specifically look at the information on this page: [www.deper nolaw.com/dominion.html](http://www.deper nolaw.com/dominion.html). To see Vico Bertogli's presentation, please go to: <https://t.me/ChescoUnited/837>

# 6. Were Chester County's voting machines electronically hacked?

Mike Lindell, best known as the CEO of My Pillow, claims that he was approached in January of 2021 with electronic recordings of the November 2020 election, showing the election was hacked and proving that Donald Trump won. Go to [frankspeech.com](https://frankspeech.com) to find many videos discussing the story and information. Information on who made the electronic recordings, the technology that was used to hack the 2020 election, and affidavits/declarations discussing the technology and covert backdoors into election machines can be found in this report on pages 13 and 14. Evidence is also presented on page 12 showing specifics of how machine software is manipulating votes. Lindell calls these recordings packet-captures, or "PCAPs." Due to a protective order that has been put over the technology used to record the election, only small pieces of the PCAPs have been able to be revealed publicly to help prove their validity. Lindell posted what he could on <https://thebiglie.frankspeech.com/PENNSYLVANIA/index.html>. While we don't know the full story behind this posting below, we looked up the coordinates given for the hack(s) which targeted our Chester County Government Services Center in West Chester. The electronic manipulation total shows 26,156 votes were changed.

**2020 Election**  
**The Big Lie**  
 Trump 3,377,674  
 Biden 3,458,229  
 Won by 80,555 votes

**The Truth**  
 Trump 3,665,166  
 Biden 3,170,737  
 Won by 494,429 votes

© Michael J. Lindell, 2021

Date	Time	SourceIP	lat1	lng1	state1	country1	TargetIP	lat2	lng2	state2	TargetLocation	Bvotes	Tvotes	Bvotes	Tvotes	Difference
11/6/20	6:05:23	24.114.100.236	45.5604	-73.5341	QUEBEC	CANADA	66.216.167.151	39.8292873	-77.2338127	PENNSYLVANIA	ADAMS COUNTY DIRECTOR OF ELECTIONS & VOTER REG	15,863	39,867	18,207	37,523	4,688
11/3/20	14:14:03	68.194.11.90	41.9575	-73.5283	NEW YORK	UNITED STATES	199.224.22.10	40.4378607	-79.9979437	PENNSYLVANIA	ALLEGHENY COUNTY	399,143	312,246	429,065	282,324	59,844
11/6/20	18:12:47	24.118.169.201	44.7601	-93.2748	MINNESOTA	UNITED STATES	72.249.30.164	40.8157603	-79.5185763	PENNSYLVANIA	ARMSTRONG COUNTY DIRECTOR OF ELECTIONS	6,946	29,000	8,457	27,489	3,022
11/3/20	11:24:14	2.26.66.218	52.9994	-1.1318	ENGLAND	UNITED KINGDOM	66.216.167.151	40.6947376	-80.3107104	PENNSYLVANIA	BEAVER COUNTY DIRECTOR OF ELECTIONS	34,216	58,665	38,122	54,759	7,812
11/6/20	8:23:59	24.113.31.39	41.7448	-87.9819	ILLINOIS	UNITED STATES	50.28.0.27	40.0169666	-78.5065942	PENNSYLVANIA	BEDFORD COUNTY DIRECTOR OF ELECTIONS	3,215	24,177	4,367	23,025	2,304
11/4/20	04:1:16	24.102.134.111	40.595	-75.5289	PENNSYLVANIA	UNITED STATES	66.216.167.151	40.3367707	-75.9264659	PENNSYLVANIA	BERKS COUNTY DIRECTOR OF ELECTIONS	84,373	118,258	92,895	109,736	17,044
11/3/20	23:46:20	66.56.60.72	33.584	-84.2751	GEORGIA	UNITED STATES	40.43071783	-78.3945812	PENNSYLVANIA	BLAIR COUNTY DIRECTOR OF ELECTIONS	14,989	47,953	17,636	45,306	5,294	
11/5/20	1:15:36	67.219.169.196	36.8109	-101.2163	OKLAHOMA	UNITED STATES	173.236.155.44	41.7669237	-76.4446454	PENNSYLVANIA	BRADFORD COUNTY DIRECTOR OF ELECTIONS/ VOTER REG.	6,800	22,846	8,046	21,600	2,492
11/6/20	13:13:01	64.229.72.134	45.4995	-73.5848	QUEBEC	CANADA	75.103.120.5	40.312334	-75.1320065	PENNSYLVANIA	BUCKS COUNTY ACTING DIRECTOR	18,794	203,858	204,712	187,367	32,982
11/3/20	8:20:56	52.38.28.176	45.5235	-122.676	OREGON	UNITED STATES	207.38.75.127	40.8587259	-79.898832	PENNSYLVANIA	BUTLER COUNTY DIRECTOR OF ELECTIONS	32,803	79,064	37,508	74,359	9,410
11/4/20	14:44:09	37.200.49.191	60.4622	5.3653	VESTLAND	NORWAY	204.15.131.148	40.4839679	-78.7268365	PENNSYLVANIA	CAMBRIA COUNTY DIRECTOR OF ELEC./CHIEF REGISTRAR	18,794	51,021	21,730	48,085	5,872
11/3/20	14:38:45	24.218.87.232	41.3908	-73.4483	CONNECTICUT	UNITED STATES	50.28.0.27	41.513253	-78.2383088	PENNSYLVANIA	CAMERON COUNTY SECRETARY TO THE COMMISSIONERS	533	1,872	634	1,771	202
11/5/20	17:05:08	23.126.200.6	29.9983	-81.7647	FLORIDA	UNITED STATES	192.124.249.6	40.8617884	-75.7407005	PENNSYLVANIA	CARBON COUNTY DIRECTOR OF ELECTIONS	9,816	23,380	11,212	21,984	2,792
11/6/20	13:11:01	47.217.140.99	35.7445	-95.3451	OKLAHOMA	UNITED STATES	208.90.191.160	40.9064865	-77.7842731	PENNSYLVANIA	CENTRE COUNTY	36,841	39,586	40,055	36,372	6,428
11/6/20	0:18:07	3.12.162.158	40.0992	-83.1141	OHIO	UNITED STATES	208.90.191.140	39.9602737	-75.586051	PENNSYLVANIA	CHESTER COUNTY DIRECTOR	169,294	141,643	182,372	128,565	26,156
11/4/20	20:27:28	24.3.218.0	40.3052	-79.5418	PENNSYLVANIA	UNITED STATES	66.216.167.151	41.2154217	-79.3901211	PENNSYLVANIA	CLARION COUNTY DIRECTOR OF ELECTIONS	3,869	15,387	4,678	14,578	1,618
11/3/20	9:30:00	3.101.90.168	37.3394	-121.895	CALIFORNIA	UNITED STATES	74.81.110.98	41.0235902	-78.4305987	PENNSYLVANIA	CLEARFELD COUNTY DIRECTOR OF ELECTIONS	8,038	30,838	9,673	29,203	1,270
11/4/20	13:07:09	24.140.205.90	40.8142	-81.9387	OHIO	UNITED STATES	84.53.140.72	41.1339846	-77.4034995	PENNSYLVANIA	CLINTON COUNTY	4,770	12,634	5,502	11,900	1,464
11/5/20	23:23:26	3.96.184.146	43.6532	-79.3832	ONTARIO	CANADA	107.180.56.144	41.0033393	-76.4589944	PENNSYLVANIA	COLUMBIA COUNTY	9,244	21,386	10,532	20,090	1,576
11/6/20	19:35:42	49.250.137.82	34.7157	135.2038	HYOGO	JAPAN	69.84.63.226	41.638264	-80.1512835	PENNSYLVANIA	CRAWFORD COUNTY DIRECTOR	11,180	30,303	12,924	28,153	3,488

Expanded View

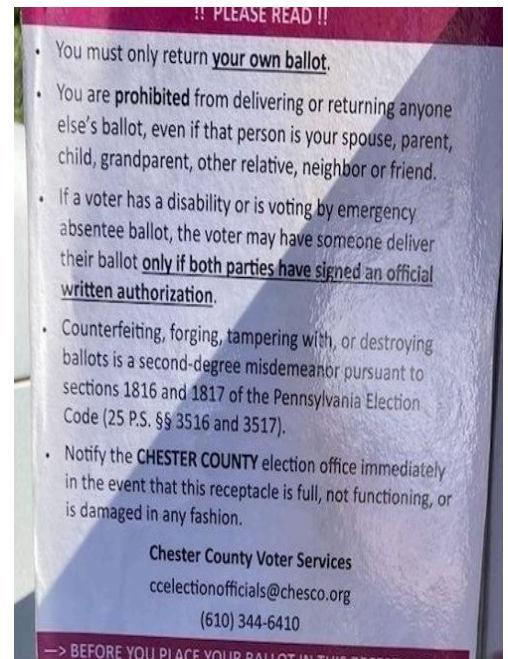

Truth Big Lie

Date	Time	SourceIP	lat1	lng1	state1	country1	TargetIP	lat2	lng2	state2	TargetLocation	Bvotes	Tvotes	Bvotes	Tvotes	Difference
11/6/20	6:05:23	24.114.100.236	45.5604	-73.5341	QUEBEC	CANADA	66.216.167.151	39.8292873	-77.2338127	PENNSYLVANIA	ADAMS COUNTY DIRECTOR OF ELECTIONS & VOTER REG	15,863	39,867	18,207	37,523	4,688
11/3/20	14:14:03	68.194.11.90	41.9575	-73.5283	NEW YORK	UNITED STATES	199.224.22.10	40.4378607	-79.9979437	PENNSYLVANIA	ALLEGHENY COUNTY	399,143	312,246	429,065	282,324	59,844
11/6/20	18:12:47	24.118.169.201	44.7601	-93.2748	MINNESOTA	UNITED STATES	72.249.30.164	40.8157603	-79.5185763	PENNSYLVANIA	ARMSTRONG COUNTY DIRECTOR OF ELECTIONS	6,946	29,000	8,457	27,489	3,022
11/3/20	11:24:14	2.26.66.218	52.9994	-1.1318	ENGLAND	UNITED KINGDOM	66.216.167.151	40.6947376	-80.3107104	PENNSYLVANIA	BEAVER COUNTY DIRECTOR OF ELECTIONS	34,216	58,665	38,122	54,759	7,812
11/6/20	8:23:59	24.113.31.39	41.7448	-87.9819	ILLINOIS	UNITED STATES	50.28.0.27	40.0169666	-78.5065942	PENNSYLVANIA	BEDFORD COUNTY DIRECTOR OF ELECTIONS	3,215	24,177	4,367	23,025	2,304
11/4/20	04:1:16	24.102.134.111	40.595	-75.5289	PENNSYLVANIA	UNITED STATES	66.216.167.151	40.3367707	-75.9264659	PENNSYLVANIA	BERKS COUNTY DIRECTOR OF ELECTIONS	84,373	118,258	92,895	109,736	17,044
11/3/20	23:46:20	66.56.60.72	33.584	-84.2751	GEORGIA	UNITED STATES	40.43071783	-78.3945812	PENNSYLVANIA	BLAIR COUNTY DIRECTOR OF ELECTIONS	14,989	47,953	17,636	45,306	5,294	
11/5/20	1:15:36	67.219.169.196	36.8109	-101.2163	OKLAHOMA	UNITED STATES	173.236.155.44	41.7669237	-76.4446454	PENNSYLVANIA	BRADFORD COUNTY DIRECTOR OF ELECTIONS/ VOTER REG.	6,800	22,846	8,046	21,600	2,492
11/6/20	13:13:01	64.229.72.134	45.4995	-73.5848	QUEBEC	CANADA	75.103.120.5	40.312334	-75.1320065	PENNSYLVANIA	BUCKS COUNTY ACTING DIRECTOR	18,794	203,858	204,712	187,367	32,982
11/3/20	8:20:56	52.38.28.176	45.5235	-122.676	OREGON	UNITED STATES	207.38.75.127	40.8587259	-79.898832	PENNSYLVANIA	BUTLER COUNTY DIRECTOR OF ELECTIONS	32,803	79,064	37,508	74,359	9,410
11/4/20	14:44:09	37.200.49.191	60.4622	5.3653	VESTLAND	NORWAY	204.15.131.148	40.4839679	-78.7268365	PENNSYLVANIA	CAMBRIA COUNTY DIRECTOR OF ELEC./CHIEF REGISTRAR	18,794	51,021	21,730	48,085	5,872
11/3/20	14:38:45	24.218.87.232	41.3908	-73.4483	CONNECTICUT	UNITED STATES	50.28.0.27	41.513253	-78.2383088	PENNSYLVANIA	CAMERON COUNTY SECRETARY TO THE COMMISSIONERS	533	1,872	634	1,771	202
11/5/20	17:05:08	23.126.200.6	29.9983	-81.7647	FLORIDA	UNITED STATES	192.124.249.6	40.8617884	-75.7407005	PENNSYLVANIA	CARBON COUNTY DIRECTOR OF ELECTIONS	9,816	23,380	11,212	21,984	2,792
11/6/20	13:11:01	47.217.140.99	35.7445	-95.3451	OKLAHOMA	UNITED STATES	208.90.191.160	40.9064865	-77.7842731	PENNSYLVANIA	CENTRE COUNTY	36,841	39,586	40,055	36,372	6,428
11/6/20	0:18:07	3.12.162.158	40.0992	-83.1141	OHIO	UNITED STATES	208.90.191.140	39.9602737	-75.586051	PENNSYLVANIA	CHESTER COUNTY DIRECTOR	169,294	141,643	182,372	128,565	26,156
11/4/20	20:27:28	24.3.218.0	40.3052	-79.5418	PENNSYLVANIA	UNITED STATES	66.216.167.151	41.2154217	-79.3901211	PENNSYLVANIA	CLARION COUNTY DIRECTOR OF ELECTIONS	3,869	15,387	4,678	14,578	1,618
11/3/20	9:30:00	3.101.90.168	37.3394	-121.895	CALIFORNIA	UNITED STATES	74.81.110.98	41.0235902	-78.4305987	PENNSYLVANIA	CLEARFELD COUNTY DIRECTOR OF ELECTIONS	8,038	30,838	9,673	29,203	1,270
11/4/20	13:07:09	24.140.205.90	40.8142	-81.9387	OHIO	UNITED STATES	84.53.140.72	41.1339846	-77.4034995	PENNSYLVANIA	CLINTON COUNTY	4,770	12,634	5,502	11,900	1,464
11/5/20	23:23:26	3.96.184.146	43.6532	-79.3832	ONTARIO	CANADA	107.180.56.144	41.0033393	-76.4589944	PENNSYLVANIA	COLUMBIA COUNTY	9,244	21,386	10,532	20,090	1,576
11/6/20	19:35:42	49.250.137.82	34.7157	135.2038	HYOGO	JAPAN	69.84.63.226	41.638264	-80.1512835	PENNSYLVANIA	CRAWFORD COUNTY DIRECTOR	11,180	30,303	12,924	28,153	3,488

Chester County Director

Manipulation that occurred:  
 13,078 Trump votes deleted  
 13,078 Biden votes added  
 Difference of 26,156 votes

## 7. Chester County Dropboxes



See the video: <https://rumble.com/v1jt4c5-dropping-ballots-in-chester-county-drop-boxes.html>

### What We Know:

In the May 2022 Chester County Primary Election, video surveillance footage from the Government Services Center dropbox shows 332 people putting multiple ballots into the dropbox in just two weeks. In total, 3,289 people dropped off 3,679 ballots. The law states that you must only return your own ballot. You are prohibited from delivering or returning anyone else's ballot, even if that person is your spouse, parent, child, grandparent, other relative, neighbor, or friend. If a voter has a disability or is voting by emergency absentee ballot, the voter may have someone deliver their ballot, only if both parties have signed an official written authorization. How many of these people did that? Whose ballots are they in possession of? If over 300 people put multiple ballots into one dropbox out of 13, how many ballots went into the drop boxes during the 2021 Municipal and 2020 Presidential Elections?



In May 2022, dropbox issues occurred at multiple locations. Examples include dropboxes at the Avon Grove Library, Henrietta Hankin Library, Government Services Center and Easttown Library.

- A. Avon Grove Library: dropbox seal found in altered state
- B. Henrietta Hankin Library: dropbox keys missing
- C. Government Services Center: pickup official's body camera not working/shutoff
- D. Easttown Library: dropbox upper lock broken and repaired (ballot drop window)

For more information see: <https://t.me/ChescoUnited/918>

### Chester County 2021 Municipal Election mail-in ballot issues of note:

Additional issues occurred in 2021. See this link for a list of documented problems by the Republican Committee of Chester County: <https://t.me/ChescoUnited/908>

There is further information on 2020 dropbox trafficking in PA from the movie 2000 Mules. They claim that Philadelphia, PA had more than 1,100 "mules" (people) put multiple fraudulent mail-in ballots into drop boxes. Did this happen in Chester County? According to the description of the 2000 Mules website on the DuckDuckGo search engine, 2000 Mules is described as a documentary film created by Dinesh D'Souza, which exposes widespread, coordinated voter fraud in the 2020 election, sufficient to change the overall outcome. Drawing on research provided by the election integrity group, True the Vote, 2000 Mules offers two types of evidence: geotracking and video surveillance. See [2000mules.com](https://2000mules.com) for more details and to watch the movie. All of the geotracking and surveillance evidence is available to view at: <https://open.ink>

## 8.a Chester County Registration Data Problems

11/9/2021 PA Department of State Full Voter Export

- \* 13,810 Registrants with date errors
  - 66 Voters registered before they were born
  - 8 Voter status changes before they were born
  - 2,742 Voter status changes before they were registered
  - 166 voters that voted before they registered
  - 11,053 voters with registration changes before they registered
- \* 3,300 Voters living in apartment buildings with no apartment number.
- \* 32 Voter households with members assigned to vote in 2 different precincts
- \* 13 Voters living in commercial office buildings
- \* 50 Voters living at US Post Office addresses
- \* 19 Voters whose address is a mail forwarding service
- \* 46 Voters living at hotels longer than a year
- \* 3 Voters with an invalid zip codes

## b. Other Chester County election data problems

- \* 3,366 Provisional ballots in 2020 (large increase), 104 in 2016, 216 in 2012, 282 in 2008, 0 in 2004
- \* 150+ Voters who voted in 2020 but have no record of voting in PA registration system (SURE) (Right-to-Know response of Precinct Numbered-List-of-Voters compared to SURE voting history data)

9.

### CHESTER COUNTY CANVASSING UPDATE

- ▶ **Audit The Vote PA's Chester County Canvassers visited 250 homes**
  - ▶ We spoke with the voter and they completed our survey at **95** different addresses (38%)
  - ▶ There was some anomaly or issue with the response at **44** (45.23%) of the homes we visited
- ▶ On our survey, we ask "To the best of your ability, how many people were registered at this address for the 2020 election?" - **86 people answered** this question for us
  - ▶ **32.56%** of the responses **did not match the actual number of registrations** for their address at the time
  - ▶ **24.4%** of the responses showed extra registrations ("*Phantom Registrations*")
- ▶ On our survey, we ask "To the best of your ability, how many people voted from this address in the 2020 election?" - **86 people also answered** this question for us
  - ▶ **23.26%** of the responses **did not match the actual number of votes** at their address
  - ▶ **16.28%** of the responses showed extra votes ("*Phantom Votes*")
  - ▶ **6.98%** of the responses showed missing votes

Audit The Vote PA's canvassing team caught many discrepancies going on in Chester County. See Vico Bertogli's report at: <https://t.me/ChescoUnited/837> For more information, go to [auditthevote.com](http://auditthevote.com).

# 10. Chester County Registration Address Problems

Note: Electors = Voters

## Chester County Out of State Electors

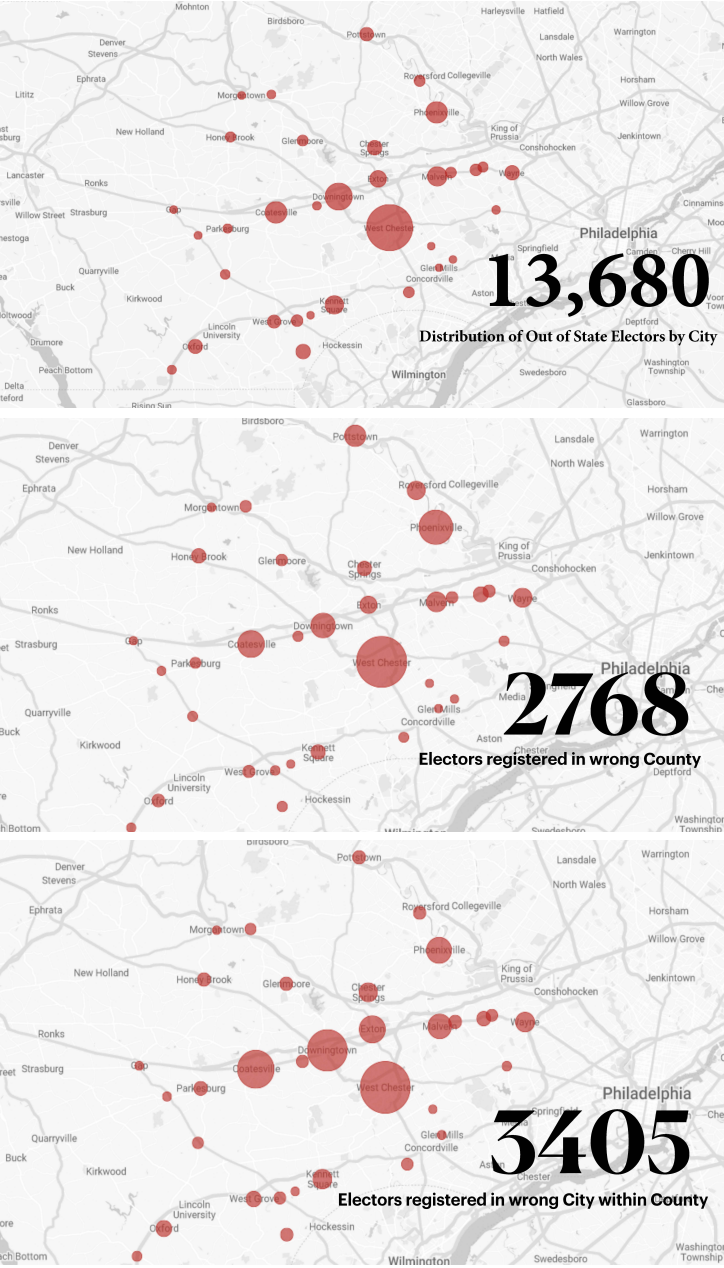
- 13,680 registered electors moved out of PA and still are on the voter rolls
  - Moved between the Summer of 2017 and August 2022
  - 3,498 (25.5%) are still marked as active on our rolls
  - Active voters are still able to vote

## Other registration address problems

- 2,678 electors registered in the wrong county. These voters vote for the wrong county and local candidates.
- 3,405 electors registered in the wrong city within the county. These voters vote for the wrong local candidates.

Information provided by Audit the Vote PA Data Analyst Vico Bertogli.

To see the report go to: <https://t.me/ChescoUnited/931>



WEST CHESTER, Pennsylvania		DOWNTOWN, Pennsylvania		KENNETT SQUARE, Pennsylv...		EXTON, Pennsylvania		POTTSTOWN, Pennsylvania		LINCOLN UNIVERSITY, Penn...	
2689		1353		750		619		418		314	
		COATESVILLE, Pennsylvania		LANDENBERG, Pennsylvania		WEST GROVE, Pennsylvan...		BERWYN, Pennsylvania		282	
		974		489		382		278		AVONDALE, Pennsylvania	
		PHOENIXVILLE, Pennsylvania		MALVERN, Pennsylvania		CHESTER SPRI...		WAYNE, Pennsylvania		241	
		971		820		474		472		182	
								OXFORD, Pennsylvania		COCHRANVILLE, ...	
								222		119	
								220		86	
								220		73	
								220		63	
								220		18	



# 11. Chester County Problem: More Votes Than Voters

An underlying principle of a free and fair election is that the number of ballots cast cannot exceed the number of voters who participate in the election. Contrary to this basic tenet, the number of ballots cast exceeds the number of voters who participated in Chester County and most of Pennsylvania.

## Pennsylvania Law on Reconciling Votes (Summary)

- Reconciliation of the number of voters with the number of ballots cast is required at every precinct polling place (25 PA § 3031.13 Post Election Procedures).
- Prior to certification, county elections boards are required to compare the number of voters who participated in the election to the number of ballots cast in every precinct.
- If there are more ballots than voters who participated in a precinct, the discrepancy must be investigated. No votes can be recorded from that precinct until the board completes the investigation. (25 PA § 3154 - Computation of returns by county board; certification; issuance of certificates of election)

**More votes than voters in Chester County \***

- 2,609 in 2020 General Election (Source 11/30/2020 FVE)
- 631 in 2021 Municipal Election (Source 11/22/2021 FVE)
- 496 in 2022 Primary Election (Source 06/02/2022 FVE)

\*As recorded in the General Register

In 2020, all 3 Chester County Commissioners certified the general election. In the 2021 Municipal election however, Republican commissioner Michelle Kichline voted NO to certification. Democrat commissioners Marian Moskowitz and Josh Maxwell voted to certify it, despite being warned by many residents before the vote that there were 631 more votes than voters and that it would be illegal to certify. In the 2022 primary, Republican commissioner Michelle Kichline issued a directive to Voter Services to investigate every discrepancy that occurred with reconciliation of the votes. These issues were later reported to her by Voter Services and what they did to remedy them. She felt that what was done was sufficient and voted to certify that election, along with Moskowitz and Maxwell.

## 2020 General Election

**More Ballots Cast than Voters Who Participated**

Each registered voter has the right to cast only a single ballot. To demonstrate a well-run election, a precinct must show that there are enough voters who voted to cover the number of ballots cast in that jurisdiction. For this analysis, the total number of voters who voted from the Full Voter Export (FVE) was compared to the total ballots cast, as reported by the county. Numerous discrepancies were found. The chart below (Table 1) shows ten counties that did not follow the law and did not reconcile the voters to the ballots cast.

Table 1: Counties with largest voter deficits

County	Ballots Cast	Voters	Voter Deficit	Voters	Voter Deficit
	County Canvass	SURE-FVE at close-out <sup>1</sup>	SURE-FVE at max. voters <sup>2</sup>	SURE-FVE at max. voters <sup>2</sup>	SURE-FVE at max. voters <sup>2</sup>
Philadelphia	749,317	741,373	7,944	742,481	6,836
Allegheny	726,720	720,280	6,440	720,328	6,392
Montgomery	513,395	508,748	4,647	508,889	4,506
Luzerne	154,134	144,739	9,395	149,877	4,257
Delaware	330,150	326,228	3,922	326,228	3,922
<b>Chester</b>	<b>316,586</b>	<b>313,977</b>	<b>2,609</b>	<b>313,977</b>	<b>2,609</b>
Washington	119,139	117,156	1,983	117,486	1,653
Bucks	398,797	397,346	1,451	397,346	1,451
Lancaster	282,538	281,127	1,465	281,128	1,410
York	239,665	238,878	787	238,879	786

Source: <https://verityvote.us/pennsylvania-voter-deficit/>

# Part 2 - Fraud Information

## A. How are experts saying that fraud is happening?

According to Dr. Douglas G. Frank:

*How the Election Was Stolen...*

*In a Nutshell...*

- **Before the Election...**
  - **Decide** What the Outcome Will Be for Each State
    - Regulated at the **County Level (3,242 Counties)**
  - Inflate the Registration Databases
    - "Credit Line" of Phantom Voters
  - Program the **Machines**
- **During the Election...**
  - Databases and Machines are **Hacked & Tracked**
    - Manipulate Votes and Voters
    - Regulate County Outcomes
- **After the Election...**
  - Pair Last Minute Voter ID's with Phantom Voters
  - Clean Up the Evidence
    - Remove Phantom Voters

• **Computer Algorithms Deployed Throughout!**

**Conclusions**

- We can predict recorded ballots starting from registrations and/or US Census population values to remarkable and unnatural precision.
- It doesn't matter whether the counties are large or small, urban or rural, Republican or Democrat, minority or Caucasian, foreign or indigenous, old or young. The algorithm works.
- As confirmed in other states and now shown in PA, the algorithm functions throughout all phases of the election:
  - **Beforehand** – artificially inflating the registration rolls, identifying the phantom voters necessary to produce the prescribed outcome;
  - **During** – monitoring who is voting and the vote tallies; making adjustments as necessary;
  - **After** – cleaning up discrepancies, reassigning ballots, and removing easier to find shadow voters from the registration rolls.
- As confirmed in other states, an algorithm is being used to **harvest ballots at the precinct level, artificially control the number and proportion of ballots at the county level, and achieve a target outcome at the state level.**

<https://rumble.com/vrg64f-united-states-election-turnout.html>

<https://rumble.com/vxw067-gettysburg-pa-voting-integrity-conference-031922.html>

## B. Dr. Frank mentions that the registration databases are inflated. Are 87+ left leaning organizations inflating them? See this report by Verity Vote.

Partisan Entities Given Access to Backend of Pennsylvania Online Voter Registration System  
Part I  
Verity Vote

**Contents**

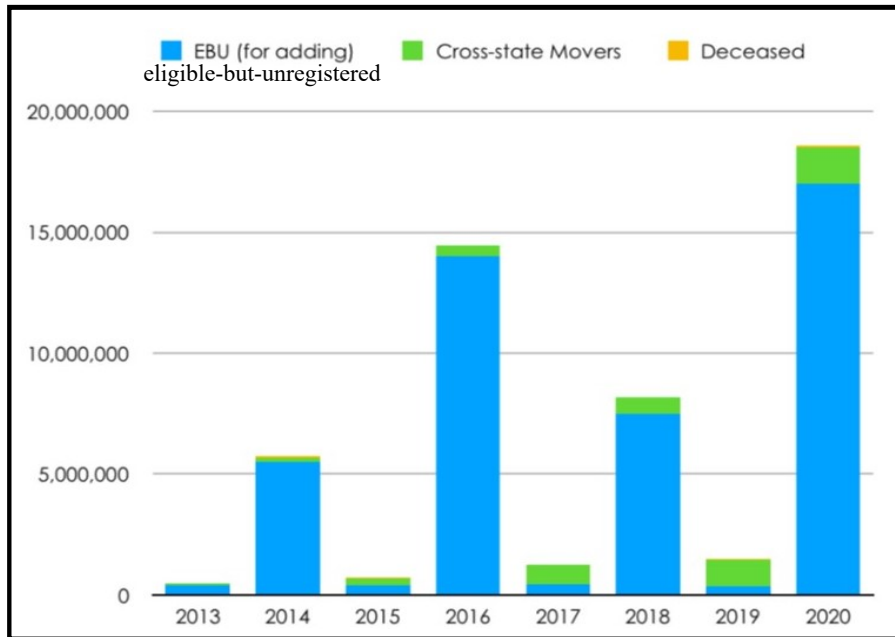
1	Introduction — Online Voter Registration	1
2	Secretary of State Cortes Grants Unprecedented Access	2
2.1	Online Voter Registration Launch	2
2.2	Origins of the Application Program Interface (API)	3
2.3	Rationale for the API	3
2.4	API Misrepresented	4
3	SURE Backend Exposed	5
3.1	Department of State Failed to Disclose Clinton Campaign Access	5
3.2	Hillary Clinton Campaign Given "Backend" Access to SURE	6
3.3	Auditor General Review of SURE — DoS Refused Access	6
4	Power to Request Ballots	7
4.1	Government Database Security Risks	7
4.2	Voter Registration without Identification	8
5	Third-Party Bias	8
5.1	Partner Organization Access	8
5.2	Pennsylvania Voice Partnered with Rock the Vote and OSET	9
5.3	State Voices Network — Policies	11
5.4	Rock the Vote PA Registration App in Google Play Store	12
5.5	Rock the Vote — GitHub	13

<https://verityvote.us/third-party-access-to-online-voter-registration/>

## C. Statewide Uniform Registry of Electors (SURE) Problems

SURE is the statewide database of registered voters. Through SURE voters can be registered through a PA website, with a mailed application from numerous state offices, and by 87 third party (mostly left leaning) organizations which use direct computer-computer access. However by a PA Department of State directive, registrants are accepted absent validation, that is without valid PA DOT ID or valid last-4 Social Security numbers. (<https://t.me/ChescoUnited/908>).

PA uses a system called ERIC (Electronic Registration Information Center) to maintain its voter registration rolls, but ERIC mostly adds registrations and voters who move from the county are not adequately removed. See <https://verityvote.us/eric-sharing-data-with-zuckerburg-funded-ngo/> and the "Chester County Out of State Electors" section of this report (above).



- ERIC eligible-but-unregistered additions exceed suggested removals by 10 times as shown in the graph to the left

- ERIC was founded by David Becker, previous director of the far-left: People for the American way.

- ERIC is cloaked in a veil of secrecy as its member agreement prevents disclosing information.

- ERIC shares data with the Zuckerberg funded Center for Election Innovation & Research (CEIR).

- CEIR creates lists of voters to be targeted for registration and launders these lists back through ERIC for distribution to states.

Organization Name	Organization Name
1 Vote Counts	One Pennsylvania
AAPD	PA Stands Up
Accelerate Change	PennFuture
ACLU of Pennsylvania	Pennsylvania Health Access Network
Acronym	Pennsylvania Immigration and Citizenship Coalition
AFL-CIO	Pennsylvania Voice
Alliance for Climate Action	Peter Damon Group, LLC.
Alliance for Climate Education	Philadelphia Chinatown Development Corporation
Andrew Goodman Foundation	Pittsburgh United
APIA Vote	Planned Parenthood PA Advocates
Asian Americans United	Power
Bhutanese Community Association of Pittsburgh	Project Home
Cair-Philadelphia	Pulso
CASA	Pushblack
Casa San Jose	Pushblack Finance
Church World Service - Lancaster	Revolution English
City of Philadelphia	Rising Sons
Color of Change	Rock the Vote
DoSomething.Org	SEAMAAC
EighteenX18	Stand Up America
Everytown for Gun Safety	Student PIRGS
For Acclaim Systems Testing	Sunrise Movement
For Our Future PA	Supermajority Education Fund
Future Coalition	Swingleft
Headcount	TheSkimm
Hip Hop Caucus	Tom Wolf Governor
KACP Philadelphia	Trigger the Vote
League of Women Voters	Twitter
Make the Road PA	Unidosus
March for Our Lives	United Neighborhood Centers of Northeastern PA
March for Science	Upstart Arts
Media Mobilizing Project	Veeem Pittsburgh
Momrising	Vietlead
Montgomery County, PA	Vision 2020
Movement for Black Lives	Voter Participation Center
Movement of Immigrant Leaders in Pennsylvania	Votolatino
Moveon	West End Power
NAACP	When We All Vote
National Voter Registration Day	Women's March
New Ground Strategies	Women's March Alliance
New Voices Pittsburgh	Youth United for Change
Nexgen America	YWCA USA
Norml	Zumiez
NRDC	

Organizations with the ability to add, delete or change voter registrations (<https://verityvote.us/third-party-access-to-online-voter-registration/>)

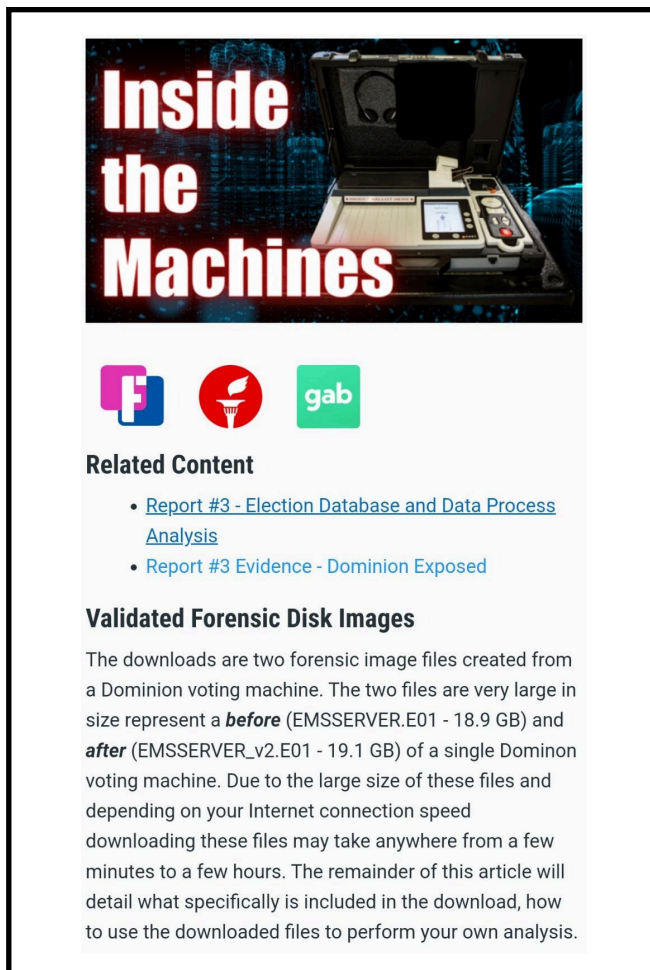
## D. Machine software manipulates votes



The Selection Code movie premiered in August of 2022. According to the Selection Code website (<https://selectioncode.com>), this movie “uncovers a secret so critical to the survival of America it transcends political parties.” It follows the story of Tina Peters, the county clerk in Mesa, Colorado, who made a backup of her county’s Dominion Voting System server, only to stumble across evidence of manipulation in a recent local city council election...and also the 2020 general election.” See the website to watch the movie for free.



This Power Point presentation by Software and Data Analyst Jeff O’Donnell is a summary of how the Dominion Voting Machines in Mesa County, Colorado manipulated ballots in their 2020 and 2021 elections. The information came from the forensic images that were made by clerk Tina Peters. O’Donnell explains how after voting already had begun and thousands of ballots were processed, the machine software then created new databases, reprocessed ballots and left thousands of ballots on the old database hidden, where no clerk could see them again. To view the presentation, go to: <https://magaracoon.com/presentations/MesaCounty.ppsx>.



Here is the link to the evidence of the Dominion Voting Machine manipulation in Mesa County, Colorado. The two forensic image files are available for all of the public to view. Go to: <https://frankspeech.com/article/inside-machines>. At this site, you will have access to the Election Database and Data Process Analysis and also the report entitled: “Report #3 Evidence – Dominion Exposed.” Since solid evidence exists that Mesa County Dominion machines were manipulating ballots, this leads to some questions. Did all Dominion machines do this? Are ES&S machines doing the same?

One recent piece of information regarding ES&S machines is that in Alabama it was discovered that their machines accepted a xeroxed copy of a mail-in ballot during Logic and Accuracy testing. See: [www.thegatewaypundit.com/2022/08/election-integrity-alabama-ess-voting-machines-accepted-xeroxed-ballot-machine-testing/](http://www.thegatewaypundit.com/2022/08/election-integrity-alabama-ess-voting-machines-accepted-xeroxed-ballot-machine-testing/). In Chester County, at the Chesco United May 8, 2022 event a man gave his testimony about how he was given a piece of copy paper as his ballot at the Coatesville High School during the 2020 election. He was told by the people manning the table at his precinct that “they were doing things differently this year.” All Chester County Commissioners and Voter Services Director Karen Barsoum heard the testimony at a later date.

## E. Computer Algorithms – when did they come into play in U.S. Elections?



Clint Curtis, an attorney and former computer programmer, testified under oath in front of the U.S. House Judiciary claiming that in October of 2000 he wrote prototype software for Congressman Tom Feeny, that would allow election results to be able to be changed to a 51/49 outcome if needed. See the links, <https://rumble.com/vn1ihu-computer-programmer-testifies-that-congressman-tom-feeny-tried-to-pay-him-t.html> and <https://rumble.com/vn49ai-murder-spies-and-voting-lies-the-clint-curtis-story.html> for more information. Clint contacted Mike Lindell and shared his testimony at the Moment of Truth Summit on August 21, 2022. He spoke about how he noticed in the 2004 presidential election that his algorithm was being used. See his Summit testimony here: <https://frankspeech.com/video/clint-curtis-democrat-whistleblower-exposes-truth-about-how-he-created-machine-algorithm-51>

## F. Hammer and Scorecard, and the covert back door into voting machines: Dr Navid Keshavarz-Nia Declaration

Attorney Kurt Olsen presented the following declaration from Dr. Navid Keshavarz-Nia at the Moment of Truth Summit on August 21, 2022. This declaration was filed in a lawsuit dated 11/25/2020. Dr Keshavarz-Nia states in the declaration that he is the chief cyber security engineer and subject matter expert for a large defense contractor. He also states that he has received advanced training from the Defense Intelligence Agency (DIA), Central Intelligence Agency (CIA), National Security Agency (NSA), DHS (Department of Homeland Security) Office of Intelligence & Analysis (I&A), and Massachusetts Institute of Technology (MIT).

Excerpts: (Link to declaration: [http://h-ii.org/ref/Dr. Navid Keshavarz-Nia Affidavit.pdf](http://h-ii.org/ref/Dr._Navid_Keshavarz-Nia_Affidavit.pdf))

4. “The USIC has developed the Hammer and Scorecard tools, which were released by Wiki Leaks and independently confirmed by Lt Gen. Thomas McNerney (USAF, retired), Kirk Wiebe, former NSA official, and Dennis Montgomery, former CIA analyst. The Hammer and Scorecard capabilities are tradecrafts used by U.S. intelligence analysts to conduct MITM attacks on foreign voting systems, including the Dominion Voting System (DVS) Democracy Suite and Systems Software (ES&S) voting machines without leaving an electronic fingerprint. As such, these tools are used by nefarious operators to influence voting systems by covertly accessing DVS and altering the results in real-time and without leaving an electronic fingerprint. The DVS Democracy Suite Election Management System (EMS) consists of a set of applications that perform pre-voting activities.”
6. “I have performed forensic analysis of electronic voting systems, including the DVS Democracy Suite, ES&S (acquired by DVS), Scytl/SOE Software, and the Smartmatic Systems used in hundreds of precincts in key battleground states. I have previously discovered major exploitable vulnerabilities in DVS and ES&S that permit a nefarious operator to perform sensitive functions via its built-in covert backdoor. The backdoor enables an operator to access to perform system updates and testing via the Internet without detection. However, it can also be used to conduct illicit activities such as shifting votes, deleting votes, or adding votes in real-time (Source: DVS Democracy Suite EMS Manual, version 5.11.CO::7, P. 43). These events can take place through the Internet and without leaving a trace.”

After going over the above declaration, Kurt Olson then shared that Dr. Navid Keshavarz-Nia retracted his declaration comments on the 2020 election the following day. The reason why he retracted his comments are not known. Olsen pointed out however, that Keshavarz-Nia did not retract any of the statements regarding Hammer and Scorecard or any of the information on the voting machine systems and their covert backdoor. See link: <https://frankspeech.com/video/proof-32tb-pcaps-and-dennis-montgomery-are-real>

## G. Dennis Montgomery: Technology developer who recorded the 2020 Election hacking

According to information given by attorney Kurt Olsen from the Moment of Truth Summit: Dennis Montgomery a computer scientist and software/hardware developer, submitted his personal declaration signed 8/19/22 which is now in a lawsuit dated 8/20/2022. It revealed that **he designed and developed the technology that is currently being used to electronically tamper with U.S. elections.** The technology was developed prior to 2005; see excerpts from his declaration along with the link to read the entire declaration below. Montgomery also states that **the US GOV or their agents continue to use the “election technology.”**

**Excerpts: (Link to Declaration: <https://t.me/ALoneRaccoon/3531>)**

9. “In 2002, eTreppid was approached by representatives of the United States Department of Defense (DOD) and Central Intelligence Agency (CIA), who expressed an interest in various surveillance Technologies eTreppid had been developing...”

13. “Beginning in 2005, I became aware that the CIA and the National Security Agency (NSA) had started using the eTreppid technology that I had developed for locating terrorists abroad to conduct surveillance of the United States...”

21. “When I learned of CIA and NSA’s domestic surveillance using the technology I developed, I filed whistleblower complaints with the Inspectors General of the CIA, Department of Defense (DOD), Department of Justice (DOJ), Air Force, Director of National Intelligence (DNI), Defense Intelligence Agency (DIA), and others. In those complaints, I objected to the misuse of this surveillance technology to monitor the private communications, bank records, attorney client communications, voting information and other private activities of American citizens.”

25. “On March 4, 2010, the DOJ and FBI raided the law offices of my attorneys, Liner Law Firm, without a search warrant or any probable cause and seized millions of pages of attorney-client documents, us gov communications, election data collected in FBI/CIA/NSA domestic surveillance programs I worked in, including proof of us gov election surveillance and tampering. Seized documents and electronic media reflected voting machines manufactures vulnerabilities to hacking. Voting machine manufactures communications and intellectual property we(re) hijacked by us gov numerous times over the years I worked in FBI/CIA/NSA surveillance programs, foreign and domestic.”

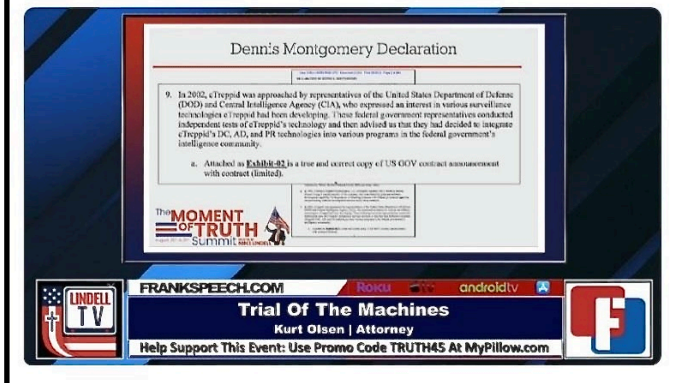
40. “In the recent 2020 elections, terabytes of data (“Election Data”) comprising internet transmissions set during 2020 election were collected by the same technology I developed and previously licensed by the us gov. US GOV or their agents continued to use the “election technology” I licensed to them previously...”

### Link:

<https://frankspeech.com/video/proof-32tb-pcaps-and-dennis-montgomery-are-real>

**Frankspeech.com**

**The Proof That 32TB PCAPs and Dennis Montgomery Are Real**



On August 21, 2022, Mike Lindell came forward at The Moment of Truth Summit and shared that Dennis Montgomery has 32 terabytes of recordings of the 2020 election, which shows the election was hacked and that Trump won the election. The data, known as “packet captures,” or PCAPS, has now been verified by multiple sources according to Lindell, including Software and Database Expert, Jeff O’Donnell. O’Donnell, who recently came to Chester County to speak at an election integrity event, testified at the Summit that the recordings/data are legit and valid. The PCAPS are currently held under a protective order, which is currently in legal proceedings, now that Lindell has also announced he now owns 95% of Montgomery’s company and the technology. Go to [Frankspeech.com](https://frankspeech.com) to find many videos discussing the story and information. Also see: [www.dennismontgomery.com](http://www.dennismontgomery.com) and [www.blxware.org/](http://www.blxware.org/)

# Here Is What YOU Can Do:

Recommendations of experts listed in this report:

1. VOTE IN PERSON on ELECTION DAY, the later the better if you are able. This makes it more difficult if any computer algorithms are running.
2. Spread the word that if you don't vote, the potential is there for someone to vote for you by mail-in ballot (steal your vote).
3. Become a poll watcher, mail-in ballot observer, or poll worker. Sign up here to be an election watcher: <https://www.signupgenius.com/go/10c0e49afae2caafbc70-election>. To become a poll worker call: 610-344-6410 or email: [pollworkers@chesco.org](mailto:pollworkers@chesco.org).
4. Get to your Chester County Commissioner meetings and make your voice known. Each resident gets three minutes to speak to the commissioners during the public comment portion of the meeting. Go to <https://www.chesco.org/calendar.aspx?CID=14> to find meeting dates and times. The schedule is subject to change, so check it regularly. Commissioners are responsible for making major decisions regarding our county elections.
5. Everyone needs to tell their friends and family to vote. By having an overwhelming amount of voters show up, this helps to defeat any running algorithms.

## For more information contact:

**Chesco United**

Email: [ChescoUnited@protonmail.com](mailto:ChescoUnited@protonmail.com)

Website: [www.chescounited.org](http://www.chescounited.org)

**Rumble:**

[https://rumble.com/  
user/ChescoUnited](https://rumble.com/user/ChescoUnited)

**Facebook**

**Group:**  
[ChescoUnited](https://www.facebook.com/ChescoUnited)

**Telegram:**

[t.me/ChescoUnited](https://t.me/ChescoUnited)